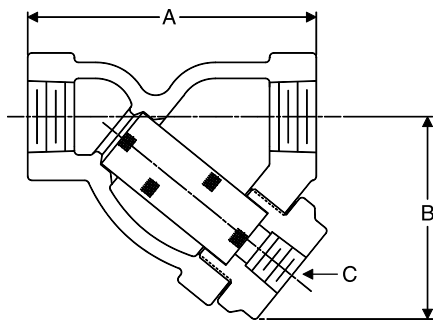
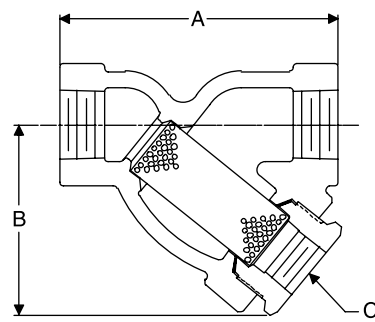




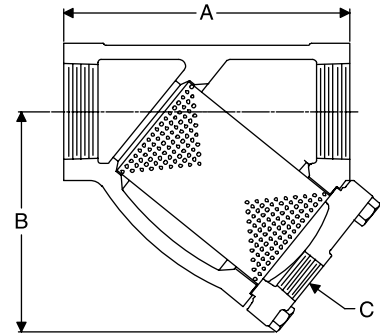
# Cast Iron 250 lb Screwed 1/2" - 3"



CA1SC/CA41SC 1/2", 3/4", 1", 1 1/2", 2"



CA1SC/CA41SC 1 1/4"



A1SC 2 1/2", 3"

### Pressure/Temperature Rating

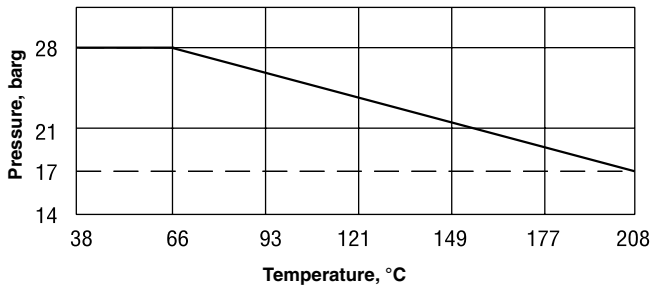


Table S-380-1. Materials: 250 lb Screwed 1/2" - 3"

Connection Size in	Body	Standard Screen	Screen Retainer	Gasket	Bolting
1/2", 3/4"	ASTM A48 Class 30 Cast Iron	30x30 SS Mesh or 304 SS 0,045" perforated †	ASTM A48 Class 30 Cast Iron	Spiral wound	N/A
1", 1 1/2", 2"				Soft Steel	
1 1/4"		304 SS 0,045" perforated †		Non-asbestos	Cap Screws ASTM A193 Gr. B7
2 1/2", 3"					

† Note: Other screen materials available. See page S-379.

Table S-380-2. Physical Data: 250 lb Screwed 1/2" - 3"

Connection Size in	Ordering Code, Standard Screen	Weight kg	Dimensions			Maximum Pressure		Screen Retainer Type	Connections
			A mm	B mm	C in	Saturated Steam bar	66°C non-shock bar		
1/2"	CA1SC CA41SC	1,4	108	76	3/8"	17	28	Threaded	ANSI B1.20.1 Screwed
3/4"		2,0	127	95	1/2"				
1"		3,0	140	98					
1 1/4"		4,5	160	113					
1 1/2"		6,8	191	138					
2"	A1SC	11,0	216	164	3/4"	17	28	Bolted	ANSI B1.20.1 Screwed
2 1/2"		21,0	267	203	1 1/4"				
3"									

All sizes comply with the article 3.3 of the PED (97/23/EC).

All dimensions and weights are approximate. Use certified print for exact dimensions. Design and materials are subject to change without notice.