

DESCRIPTION

The D series are compact noise diffusers designed to disperse the high-speed discharge from steam or air traps, dampening the noise levels and reducing erosion. These devices are typically installed downstream of intermittent steam traps, such as thermodynamic or inverted bucket, which are generally associated with high-speed blast discharges. Noise reductions greater than 80% can be expected when measured at 1 meter away from the source.

MAIN FEATURES

Simple and compact design.

No moving parts.

Noise reduction greater than 80%, measured at 1 meter away from the source.

USE: Steam or compressed air.

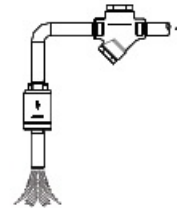
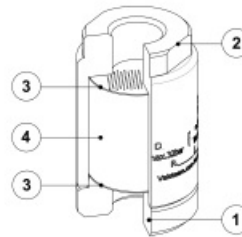
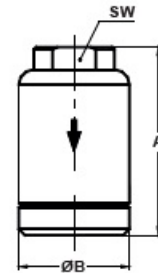
AVAILABLE MODELS:

D – outlet with threaded connection, suitable when discharging to condensate return lines.
DF16 – outlet without threaded connection, suitable for direct discharge to atmosphere.

SIZES: 1/2", 3/4" and 1".

CONNECTIONS: Female threaded ISO 7 Rp.

INSTALLATION: The recommended installation position is vertical with the outlet connection pointing downwards to the ground or to another safe place. Clean the system thoroughly before installing the diffuser. In compressed air systems ensure the system is free of oil. See IMI – Installation and maintenance instructions.



Application example (outlet of a D 1/2").

CE MARKING – GROUP 2 (PED – European Directive)	
PN 40	Category
1/2" to 1"	SEP

LIMITING CONDITIONS	
PMA – Maximum allowable pressure	40 bar
TMA – Maximum allowable temperature	400 °C
PMO – Maximum operating pressure	32 bar
TMO – Maximum operating temperature	250 °C

MATERIALS		
POS. N°	DESIGNATION	MATERIAL
1	Body	AISI 304 / 1.4301
2	Cover	AISI 304 / 1.4301
3	Strainer screen	AISI 304 / 1.4301
4	Wool element	AISI 434 / 1.4113

DIMENSIONS (mm)				
SIZE	A	B	SW	WEIGHT (kg)
1/2"	80	45	36	0,9
3/4"	80	45	36	0,9
1"	90	45	40	1,3